

ACCESSORIES ORDERING GUIDE:

SCU3

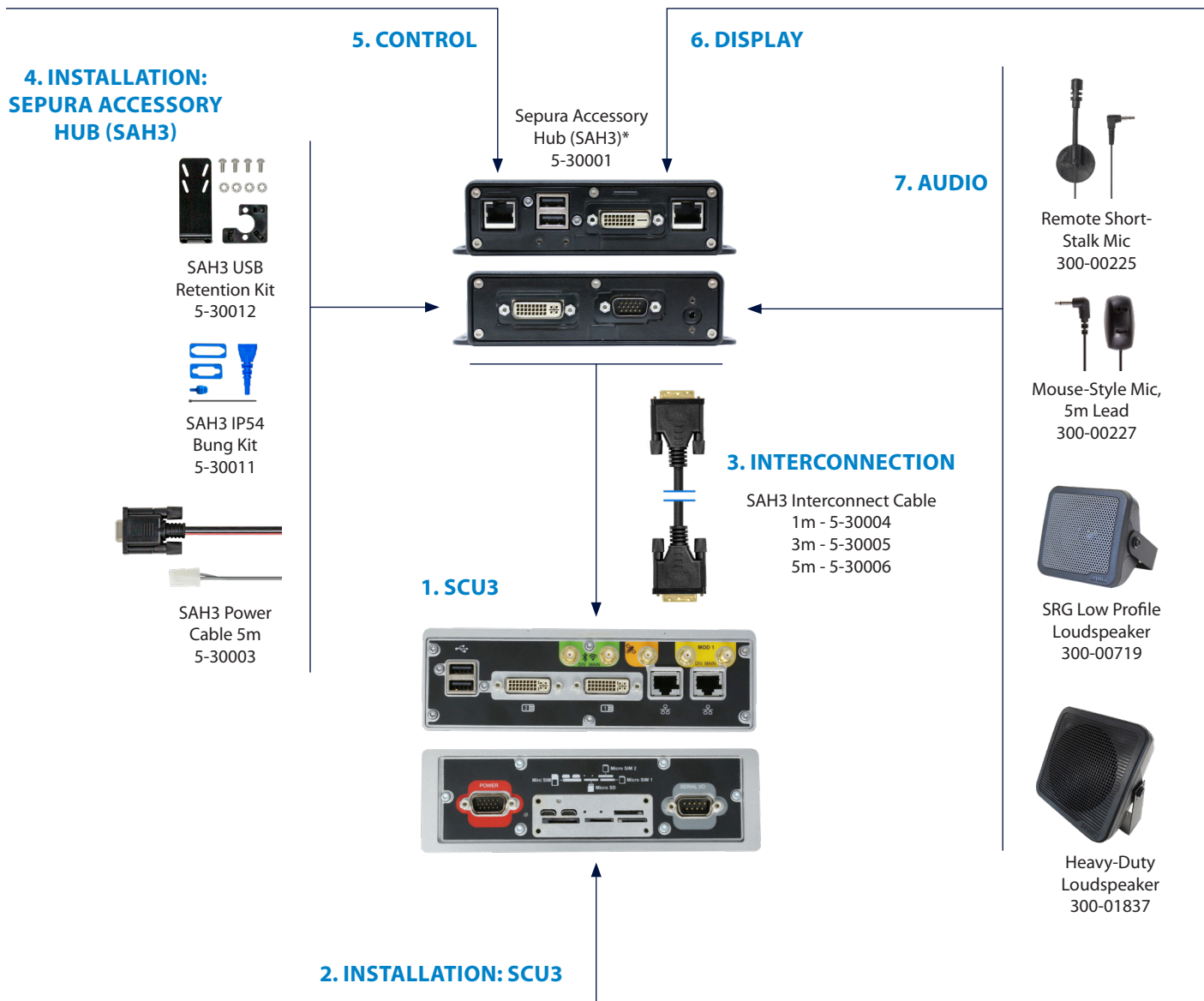
BROADBAND VEHICLE DEVICE




Going further in critical communications



SAH3 can be connected to a multi-point touch-capable display. Please refer to the Product Bulletin for more details on display requirements.



4. INSTALLATION: SEapura ACCESSORY HUB (SAH3)



SAH3 USB Retention Kit 5-30012
SAH3 IP54 Bung Kit 5-30011
SAH3 Power Cable 5m 5-30003

5. CONTROL

6. DISPLAY

7. AUDIO




Remote Short-Stalk Mic 300-00225

Mouse-Style Mic, 5m Lead 300-00227

SRG Low Profile Loudspeaker 300-00719

Heavy-Duty Loudspeaker 300-01837




Sapura Accessory Hub (SAH3)* 5-30001

3. INTERCONNECTION




SAH3 Interconnect Cable
1m - 5-30004
3m - 5-30005
5m - 5-30006



1. SCU3

2. INSTALLATION: SCU3



SCU3 Power - 5m 5-30002

Transceiver Plate Mount Kit 300-00086

SCU3 Cable Seal Kit 5-30016

SCU3 USB Retention Kit 5-30015

ACCESSORIES ORDERING GUIDE:

SCU3



Going further in critical communications

BROADBAND VEHICLE DEVICE

1. SCU3

For SCU3 Device part numbers, refer to your Sepura Sales contact.

2. INSTALLATION: SCU3

	PART NO
Transceiver Plate Mount Kit	300-00086
SCU3 Power - 5m	5-30002
SCU3 USB Retention Kit	5-30015
SCU3 Cable Sealing Kit	5-30016

3. INTERCONNECTION

	PART NO
SAH3 Interconnect Cable - 1m	5-30004
SAH3 Interconnect Cable - 3m	5-30005
SAH3 Interconnect Cable - 5m	5-30006

4. INSTALLATION: SEapura ACCESSORY HUB (SAH3)

	PART NO
Sepura Accessory Hub (SAH3)*	5-30001
SAH3 Power Cable - 5m	5-30003
SAH3 IP54 Bung Kit	5-30011
SAH3 USB Retention Kit	5-30012

*Part numbers 5-30003, 5-30011 and 5-30012 are included as standard with 5-30001

5. CONTROL

	PART NO
SAH3 PTT Button	5-30007
SAH3 PTT Button, Flexistalk	5-30008
Vehicle Control Unit (VCU)	5-30013
RJ45 Boot Kit	5-30014

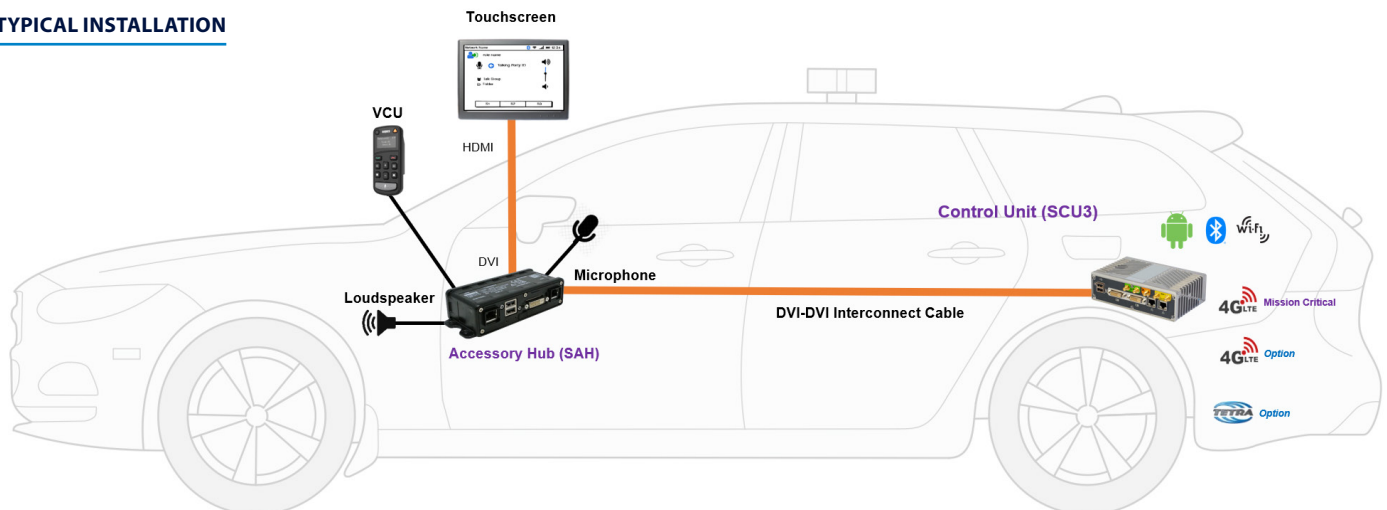
6. DISPLAY

The SAH3 connects via a DVI-D connection to a third party touch display. More details of the displays technical requirements can be found in the broadband system Product Bulletin.

7. AUDIO

	PART NO
Remote Short-Stalk Mic	300-00225
Mouse-Style Mic - 5m Lead	300-00227
SRG Low Profile Loudspeaker	300-00719
Heavy-Duty Loudspeaker	300-01837

TYPICAL INSTALLATION



This document summarises the most common accessories used with the SCU3 Device. For further details about specialist accessories including Motorcycle and installations, please visit sepura.com or contact your local sales representative.

Sepura's policy is to continually improve its products and services. The features and facilities described in this document were correct at publication, but are subject to change without notice.